



HELPING YOUR CHILD PREPARE FOR THE PSSA ASSESSMENTS

IMPORTANT TIPS FOR PARENTS




Maintain a happy home environment.

Avoid unnecessary conflicts during test days.

Try to make the mornings during testing pleasant.

Try to keep the household as stress-free as possible!



Make sure that your child gets a good night's sleep each night during testing.



Make sure your child has a good breakfast at home, before coming to school, or at school at 8AM!



Have your child at school every day during testing and be on time!

Make sure your child gets to school on time on test days and every day! Starting the day off late is never good or productive! If your child is late for the beginning of a test session, he/she will have to do make-up testing for that session. This can be stressful for most children.



Do not make any appointments during test days.
Do not pick your child up early from school.



Keep reminding your child of the importance of the tests.

The tests show how much your child knows.
Encourage him/her to do his/her very best.

POSITIVE
ATTITUDE

Keeping a positive attitude about the tests is very important!

Instead of pointing out the negative consequences of not doing well, point out the fact that you know that he/she will do his/her best.

Tell your child positive things about him/her to help build self-esteem. This lets your child know that you believe that he/she can do well. If children feel good about themselves, they will do their best.

CCCS PSSA TEST SCHEDULE

ELA- Grades 3-8- April 10th, 11th, and 12th

*There is no Writing for Grades 5 and 8.

Writing is included in the ELA sections

MATH- Grades 3-8- April 17th and 18th

SCIENCE- Grades 4 and 8- April 24th and 25th


Getting Into Test Mode

Before testing:

Incorporate test-taking behavior into your everyday routines. Talk about your own experiences with testing (BE POSITIVE!)

Talk to your child about keeping calm during testing.

Ask your child questions everyday which encourage critical thinking, problem solving, and creativity.



There are many ways you can help your child prepare and feel comfortable with taking the ELA sections of the PSSA tests.

The ELA sections include Reading, Language Skills, and Writing.

TIPS FOR HELPING WITH READING

Encourage your child to read every night. Read to and with your child. Have a silent reading session in your home. Everybody reads for twenty minutes!

Ask your child to tell you the plot and describe the story's characters.

While reading, ask literal questions about the story. Also, ask questions that encourage your child to use critical thinking skills. Examples: Why do you think Sam did what he did?

Ask your child to predict what might happen next. Then, read to see if the prediction was correct.

Help to increase your child's vocabulary by choosing a new word each night and discussing the definition and creating sentences using that word. Use games, such as Scrabble, or crossword puzzles to help build vocabulary.

TIPS FOR TEST TAKERS

READING

- Read each passage carefully.
- Read all questions and go back to skim the passage to find answers.
- Choose the BEST answer to the question.
- Don't let difficult questions upset you.
- Don't leave any questions blank. It is better to answer than to not try at all.

TIPS FOR HELPING WITH LANGUAGE

- Go over the language skills that your child has been learning. Practice a different skill each night.
- Play games to practice skills such as, “I Spy” to show noun recognition or “Charades” to show action verb recognition.
- Have your child “play teacher” and have him/her teach you the skill and give you a quiz. (Best tip yet!)

TIPS FOR HELPING WITH WRITING

Develop writing prompts to practice at home.

Cut out pictures from magazines and have your child describe the pictures or make up a story about the pictures.

Practice letter writing with your child. Have him/her write a letter and mail it to someone.

Have your child write you a letter persuading you to do something he/she wants to do.

Have your child read a non-fiction passage and then write a summary of what he/she read.

Help with text dependent analysis. Have your child read a passage and then ask your child to provide written answers to questions by getting information from the text.



TIPS FOR TEST TAKERS WRITING

TIPS! TIPS! TIPS!

Read all writing prompts carefully before you start writing.

Stay focused on the topic.

Use scrap paper to jot down ideas. You can make subject webs, venn- diagrams, charts etc...

Make sure your writing has a beginning, a middle, and a conclusion.

Write as much as you can.

Know the parts of a letter.

Know how to answer questions by finding information from the text.

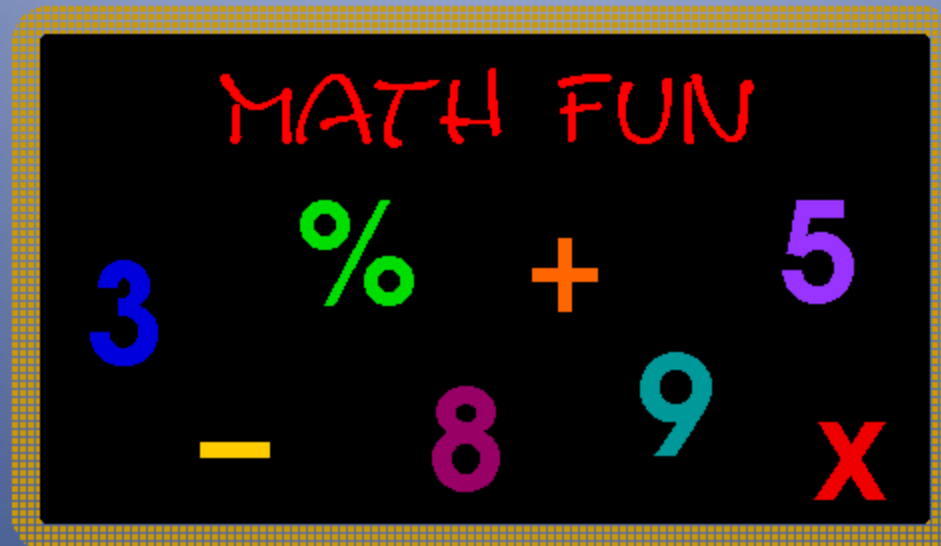
TIPS FOR HELPING WITH MATH

PRACTICE! PRACTICE! PRACTICE! Times Tables!

Times tables need to be practiced all the way up through grade 8. Many higher-level priority math skills, which are tested on the PSSA assessments, involve immediate recall of basic multiplication and division facts. Give your child quizzes and play games to reinforce the tables.

Give your child word problems. Have him/her explain in writing how he/she got the answer. Be sure to include geometry and measurement problems.

Have your child “play teacher” by showing you how to do specific computation problems, and other skills they have learned this year.



TIPS FOR TEST TAKERS

MATH

TIPS! TIPS! TIPS!

Study your times tables over and over before the test.

Answer all questions. Do not leave any blank.

Take time with all of the problems.

Read all word problems very carefully.

Explain all word problems completely in writing.

Use your scrap paper or calculator to check answers. Also use your scrap paper to draw the word problems to help you figure out the answer.

Go online and find math games and puzzles.

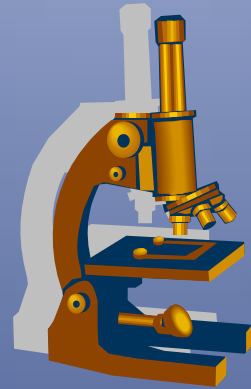
TIPS FOR HELPING WITH SCIENCE

Encourage your child to observe everything in the environment and to record observations involving all of the senses.

Discuss weather, seasons, the earth etc... with your child.

Discuss simple tools and machines and have your child find simple machines around the house etc... (gears, pulleys, levers, etc...)

Go over the steps of the scientific method with your child. Students study this at each grade level.



TIPS FOR TEST TAKERS

SCIENCE

TIPS! TIPS! TIPS!

Study the steps of the scientific method.

Go online to find educational games related to science topics. Go to Keyword and type in, “Educational games/simple machines or whatever topic you would like to learn.

Read over questions at the end of the chapters in your textbook and write clear, well-developed answers.

REMEMBER

- The best way you can help your child to prepare for the PSSA assessments is to tell him/her to stay calm and to relax. Also, remind your child to give complete answers and not to skip any parts of the test. Give your child confidence and that will go a long way!





CCCS STUDENTS ROCK!
HAPPY TESTING EVERYONE!